

TELEANTIOQUIA
ESTADO DE SITUACIÓN FINANCIERA INDIVIDUAL

| DESCRIPCIÓN | Noviembre 2023 | Noviembre 2024 | VARIACIÓN | |
|---|------------------|------------------|------------------|----------|
| ACTIVO | | | | |
| CORRIENTE | 57,379,975,413 | 46,900,813,565 | (10,479,161,849) | (18.26)% |
| EFFECTIVO Y EQUIVANTES DE EFFECTIVO | 32,033,813,241 | 21,438,766,131 | (10,595,047,110) | (33.07)% |
| DEPOSITO EN INSTITUCIONES FINANCIERAS | 3,087,471,611 | 1,717,631,978 | (1,369,839,634) | (44.37)% |
| EFFECTIVO DE USO RESTRINGIDO | 28,946,341,629 | 19,721,134,153 | (9,225,207,476) | (31.87)% |
| INVERSIONES E INSTRUMENTOS DERIVADOS | 16,268,351,685 | 19,642,861,837 | 3,374,510,152 | 20.74% |
| INVERSIONES DE ADMON DE LIQ A COST AM | 16,268,351,685 | 19,642,861,837 | 3,374,510,152 | 20.74% |
| CUENTAS POR COBRAR | 9,077,810,488 | 5,819,185,597 | (3,258,624,891) | (35.90)% |
| PRESTACIÓN DE SERVICIOS | 5,591,219,126 | 3,653,851,311 | (1,937,367,815) | (34.65)% |
| CXC CENTRAL DE MEDIOS | 272,725,819 | 18,950,857 | (253,774,962) | (93.05)% |
| AVANCES Y ANTICIPOS ENTREGADOS | 8,490,414 | 5,000,000 | (3,490,414) | (41.11)% |
| ANTICIPOS O SÁLDOS A FAVOR POR IMPUESTOS | 2,594,199,873 | 1,555,777,585 | (1,038,422,288) | (40.03)% |
| RECURSOS ENTREGADOS EN ADMINISTRACIÓN | 251,917,741 | 454,396,777 | 202,479,036 | 80.38% |
| OTRAS CUENTAS POR COBRAR | 401,830,260 | 173,781,812 | (228,048,448) | (56.75)% |
| DETERIORO ACUMULADO CUENTAS POR COBRAR | (42,572,746) | (42,572,746) | - | 0.00% |
| NO CORRIENTE | 52,602,325,496 | 52,306,482,831 | (295,842,665) | (0.56)% |
| CUENTAS POR COBRAR | 62,572,746 | 97,971,963 | 35,399,217 | 56.57% |
| CUENTAS POR COBRAR DE DIFÍCIL RECAUDO | 62,572,746 | 97,971,963 | 35,399,217 | 56.57% |
| PRESTAMOS POR COBRAR | 676,615,848 | 518,329,071 | (158,286,776) | (23.39)% |
| PRESTAMOS DE VIVIENDA | 643,139,589 | 449,555,894 | (193,583,694) | (30.10)% |
| PRESTAMOS DE CONSUMO | 33,476,259 | 68,773,177 | 35,296,918 | 105.44% |
| PROPIEDADES, PLANTA Y EQUIPO | 41,698,231,365 | 40,382,544,710 | (1,315,686,655) | (3.16)% |
| EDIFICACIONES | 36,634,251,255 | 37,069,577,862 | 435,326,607 | 1.19% |
| MAQUINARIA Y EQUIPO | 3,002,839,970 | 2,592,097,275 | (410,742,695) | (13.68)% |
| MUEBLES, ENSERES Y EQUIPO DE OFICINA | 926,838,718 | 925,387,848 | (1,450,870) | (0.16)% |
| EQUIPOS DE COMUNICACIÓN Y COMPUTACIÓN | 34,077,594,632 | 34,177,987,649 | 100,393,017 | 0.29% |
| EQUIPOS DE TRANSPORTE | 1,350,633,160 | 1,350,633,160 | - | 0.00% |
| PROPIEDADES DE INVERSION | 2,688,992,643 | 2,688,992,643 | - | 0.00% |
| DEP ACUMULADA PROPIEDADES, PLANTA Y EQUIPO | (36,913,100,394) | (38,352,313,108) | (1,439,212,714) | (3.90)% |
| DETERIORO ACUMULADO DE PROP, PLANTA Y | (69,818,619) | (69,818,619) | - | 0.00% |
| OTROS ACTIVOS | 10,164,905,537 | 11,307,637,087 | 1,142,731,549 | 11.24% |
| PLAN DE ACTIVOS PARA BENEFICIOS POSEMPLEO | 6,185,440,569 | 6,758,587,467 | 573,146,898 | 9.27% |
| BIENES Y SERVICIOS PAGADOS POR ANTICIPADO | 370,120,255 | 420,118,124 | 49,997,869 | 13.51% |
| ACTIVOS INTANGIBLES | 7,987,561 | 7,837,825 | (149,736) | (1.87)% |
| ACTIVOS POR IMPUESTOS DIFERIDOS | 3,601,357,152 | 4,121,093,670 | 519,736,518 | 14.43% |
| TOTAL ACTIVO | 109,982,300,909 | 99,207,296,400 | (10,775,004,509) | (9.80)% |

MARGARITA ARANGO BARRERA
Representante Legal
C.C. 43.588.765

WALTER ALBEIRO PINEDA ORRÉGO
Director Administrativo y Financiero
C.C. 98.531.560

CARLOS ALBERTO CÁRVAJAL O.
Contador
C.C. 71.742.159
T.P. 222661-T

TELEANTIOQUIA NIIF
ESTADO DE SITUACIÓN FINANCIERA INDIVIDUAL

| DESCRIPCIÓN | Noviembre 2023 | Noviembre 2024 | VARIACIÓN | |
|-------------|----------------|----------------|-----------|--|
|-------------|----------------|----------------|-----------|--|

PASIVO

| | | | | |
|------------------|-----------------------|-----------------------|------------------------|-----------------|
| CORRIENTE | 30,019,203,138 | 21,319,660,533 | (8,699,542,605) | (28.98)% |
|------------------|-----------------------|-----------------------|------------------------|-----------------|

| | | | | |
|---|-----------------------|----------------------|------------------------|-----------------|
| CUENTAS POR PAGAR | 10,024,792,399 | 6,240,606,748 | (3,784,185,651) | (37.75)% |
| BIENES Y SERVICIOS | 3,196,874,140 | 2,327,009,168 | (869,864,972) | (27.21)% |
| CENTRAL DE MEDIOS | 4,348,945,852 | 2,654,389,132 | (1,694,556,720) | (38.96)% |
| RECAUDOS A FAVOR DE TERCEROS | 837,017,940 | 604,011,593 | (233,006,347) | (27.84)% |
| DESCUENTOS DE NÓMINA | 60,191,837 | 58,799,694 | (1,392,143) | (2.31)% |
| RETENCIÓN EN LA FUENTE | 469,535,454 | 342,294,115 | (127,241,339) | (27.10)% |
| IMPUESTOS, CONTRIBUCIONES Y TASAS POR PAGAR | 753,794,983 | 285,054,485 | (468,740,498) | (62.18)% |
| IMPUESTO AL VALOR AGREGADO - IVA | 311,129,826 | (34,050,890) | (345,180,716) | (110.94)% |
| OTRAS CUENTAS POR PAGAR | 47,302,366 | 3,099,449 | (44,202,917) | (93.45)% |

| | | | | |
|--|---------------|---------------|-------------|--------|
| BENEFICIOS A LOS EMPLEADOS | 2,507,847,511 | 2,861,290,534 | 353,443,024 | 14.09% |
| BENEFICIOS A LOS EMPLEADOS A CORTO PLAZO | 2,507,847,511 | 2,861,290,534 | 353,443,024 | 14.09% |

| | | | | |
|--------------------------------------|-----------------------|-----------------------|------------------------|-----------------|
| OTROS PASIVOS | 17,486,563,229 | 12,217,763,251 | (5,268,799,978) | (30.13)% |
| RECURSOS RECIBIDOS EN ADMINISTRACIÓN | 14,170,457,140 | 9,658,740,859 | (4,511,716,281) | (31.84)% |
| INGRESOS RECIBIDOS POR ANTICIPADO | 155,889,123 | 58,914,712 | (96,974,411) | (62.21)% |
| OTROS PASIVOS DIFERIDOS | 3,160,216,966 | 2,500,107,680 | (660,109,286) | (20.89)% |

| | | | | |
|---------------------|-----------------------|-----------------------|--------------------|--------------|
| NO CORRIENTE | 17,182,239,821 | 17,752,499,746 | 570,259,925 | 3.32% |
|---------------------|-----------------------|-----------------------|--------------------|--------------|

| | | | | |
|---|----------------------|----------------------|----------------------|----------------|
| BENEFICIOS POSEMPLEO-PENSIONES | 8,682,327,619 | 7,965,353,804 | (716,973,815) | (8.26)% |
| CUOTAS PARTES DE BONOS PENSIONALES | 8,048,997,889 | 7,432,495,606 | (616,502,283) | (7.66)% |
| CÁLCULO ACTUARIAL DE CUOTAS PARTES DE PENSIONES | 633,329,730 | 532,858,198 | (100,471,532) | (15.86)% |


| | | | | |
|---------------------------------|----------------------|----------------------|----------------------|---------------|
| OTROS PASIVOS | 8,499,912,202 | 9,787,145,942 | 1,287,233,740 | 15.14% |
| PASIVOS POR IMPUESTOS DIFERIDOS | 8,499,912,202 | 9,787,145,942 | 1,287,233,740 | 15.14% |


| | | | | |
|---------------------|-----------------------|-----------------------|------------------------|-----------------|
| TOTAL PASIVO | 47,201,442,959 | 39,072,160,279 | (8,129,282,680) | (17.22)% |
|---------------------|-----------------------|-----------------------|------------------------|-----------------|


PATRIMONIO

| | | | | |
|--|-----------------------|-----------------------|------------------------|----------------|
| PATRIMONIO DE LAS EMPRESAS | 62,780,857,950 | 60,135,136,121 | (2,645,721,828) | (4.21)% |
| APORTES SOCIALES | 26,296,457,090 | 26,296,157,090 | (300,000) | 0.00% |
| PRIMA EN COLOC DE ACC, CUOTAS O PARTES | 451,000,000 | 451,000,000 | 0 | 0.00% |
| RESERVAS | 26,781,510,510 | 28,403,897,488 | 1,622,386,978 | 6.06% |
| RESULTADOS DE EJERCICIOS ANTERIORES | 9,146,078,705 | 9,146,078,705 | 0 | 0.00% |
| RESULTADO DEL EJERCICIO | 1,208,985,386 | (4,349,114,710) | (5,558,100,096) | (459.73)% |
| GANANCIAS O PERDIDAS PLANES BENEFICIO | (1,102,873,741) | 187,117,548 | 1,289,991,289 | 116.97% |

| | | | | |
|----------------------------------|------------------------|-----------------------|-------------------------|----------------|
| TOTAL PASIVO Y PATRIMONIO | 109,982,300,909 | 99,207,296,400 | (10,775,004,509) | (9.80)% |
|----------------------------------|------------------------|-----------------------|-------------------------|----------------|


MARGARITA ARANGO BARRERA
Representante Legal
C.C. 43.588.765


WALTER ALBEIRO PINEDA ORREGO
Director Administrativo y Financiero
C.C. 98.531.560


CARLOS ALBERTO CARVAJAL O.
Contador
C.C. 71.742.159
T.P. 222661-T

TELEANTIOQUIA
ESTADO DEL RESULTADO INTEGRAL INDIVIDUAL
COMPARATIVO ACUMULADO

| DESCRIPCIÓN | Noviembre 2023 | Noviembre 2024 | VARIACIÓN | |
|---|------------------------|------------------------|------------------------|-------------------|
| INGRESOS TOTALES | 36,624,673,432 | 31,107,242,015 | (5,517,431,418) | (15.06)% |
| INGRESOS POR VENTA Y PRESTACIÓN DE SERVICIOS | 21,964,907,684 | 14,891,310,798 | (7,073,596,886) | (32.20)% |
| CESION DE DERECHOS DE TELEVISION | 1,824,017,112 | 1,449,662,367 | (374,354,745) | (20.52)% |
| PRODUCCION DE TV | 4,912,054,918 | 3,050,684,243 | (1,861,370,675) | (37.89)% |
| PUBLICIDAD | 11,276,700,195 | 7,984,262,247 | (3,292,437,948) | (29.20)% |
| CENTRAL DE MEDIOS HONORARIOS E INCENTIVOS | 4,025,467,817 | 2,454,007,246 | (1,571,460,571) | (39.04)% |
| INGRESOS DIVERSOS | 1,109,880 | 730,514 | (379,366) | (34.18)% |
| DESCUENTO POR PRONTO PAGO | (74,442,238) | (48,035,819) | 26,406,419 | (35.47)% |
| CENTRAL DE MEDIOS PRESTACION DE SERVICIOS | 776,202,634 | 466,834,474 | (309,368,160) | (39.86)% |
| INGRESOS TRANSFERENCIAS Y SUBVENCIONES | 13,883,563,114 | 15,749,096,742 | 1,865,533,628 | 13.44% |
| FUTIC PROGRAMAS | 13,757,743,651 | 15,617,036,612 | 1,859,292,961 | 13.51% |
| APORTES LEY 14 | 125,819,463 | 132,060,130 | 6,240,667 | 4.96% |
| COSTOS POR VENTA Y PRODUCCIÓN DE SERVICIOS | 29,394,984,180 | 29,722,726,603 | 327,742,422 | 1.11% |
| SUELDOS Y SALARIOS | 7,876,675,611 | 8,316,193,826 | 439,518,216 | 5.58% |
| SUELDOS Y SALARIOS FUTIC GENERALES | 4,438,874,480 | 4,733,028,096 | 294,153,616 | 6.63% |
| DEPRECIACIÓN | 6,810,064,528 | 5,304,001,121 | (1,506,063,408) | (22.12)% |
| DEPRECIACIÓN GENERALES FUTIC | 2,204,743,847 | 1,949,579,983 | (255,163,865) | (11.57)% |
| CENTRAL DE MEDIOS PRESTACION DE SERVICIOS | 8,064,625,714 | 9,419,923,577 | 1,355,297,863 | 16.81% |
| CENTRAL DE MEDIOS PRESTACION DE SERVICIOS | 757,049,914 | 466,834,473 | (290,215,441) | (38.34)% |
| UTILIDAD (PERDIDA) BRUTA | 6,472,639,338 | 917,680,939 | (5,554,958,399) | (85.82)% |
| GASTOS ADMINISTRACION | 5,469,775,623 | 5,706,181,731 | 235,406,108 | 4.30% |
| SUELDOS Y SALARIOS | 3,792,191,006 | 3,966,152,404 | 173,961,399 | 4.59% |
| GENERALES | 1,295,586,422 | 1,843,030,527 | 47,444,105 | 3.66% |
| DEPRECIACIÓN | 381,998,194 | 395,998,799 | 14,000,604 | 3.67% |
| GASTOS VENTAS | 3,059,715,576 | 2,468,613,938 | (591,101,638) | (19.32)% |
| SUELDOS Y SALARIOS | 478,550,521 | 483,644,994 | 5,094,473 | 1.06% |
| GENERALES | 2,581,165,055 | 1,984,968,944 | (596,196,111) | (23.10)% |
| UTILIDAD (PERDIDA) OPERACIONAL | (2,056,851,861) | (7,256,114,730) | (5,199,262,869) | (252.78)% |
| EBITDA | 529,890,181 | (4,910,535,948) | (5,440,426,129) | (1026.71)% |
| OTROS INGRESOS | 3,436,959,356 | 3,382,296,736 | (54,662,620) | (1.59)% |
| FINANCIEROS | 2,198,198,757 | 2,080,420,018 | (117,778,740) | (5.36)% |
| ARRENDAMIENTOS OPERATIVOS | 962,259,471 | 946,702,720 | (15,556,751) | (1.62)% |
| INGRESOS DIVERSOS | 204,676,315 | 355,173,998 | 150,497,683 | 73.53% |
| REVERSIÓN DETERIORO CUENTAS POR COBRAR | 71,824,812 | (71,824,812) | (143,649,624) | (100.00)% |
| OTROS GASTOS | 35,202,896 | 58,674,374 | 33,471,478 | 95.08% |
| COMISIONES | 24,450,741 | 21,811,295 | (2,639,446) | (10.79)% |
| FINANCIEROS | 254,324 | 163,306 | (91,018) | (35.79)% |
| OTROS GASTOS DIVERSOS | 10,497,831 | 46,699,773 | 36,201,942 | 344.85% |
| UTILIDAD (PERDIDA) ANTES DE IMPUESTOS | 1,344,904,599 | (3,942,492,368) | (5,287,396,967) | (393.14)% |
| PROVISION DE IMPUESTOS | 135,919,212 | 406,622,342 | 270,703,130 | 199.16% |
| IMPUESTOS A LAS GANANCIAS DIFERIDO Y CORRIENTE | 135,919,212 | 406,622,342 | 270,703,130 | 199.16% |
| UTILIDAD (PERDIDA) DEL EJERCICIO | 1,208,985,387 | (4,349,114,710) | (5,558,100,097) | (459.73)% |

MARGARITA ARANGO BARRERA
Representante Legal
C.C 43.588.765

WALTER ALBEIRO PINEDA ORREGO
Director Administrativo y Financiero
C.C. 98.531.560

CARLOS ALBERTO CARVAJAL O.
Contador
C.C. 71.742.159
T.P. 222661-T